

ZAXIS-6 series

HITACHI

Reliable solutions

ZAXIS225USR



HYDRAULIC EXCAVATOR

Model code : ZX225USRLC-6

Engine rated power : 128.4 kW (ISO14396)

Operating weight : 23 300 – 25 400 kg

Bucket ISO heaped : 0.51 – 1.20 m³

ZX225USRLC-6. NO COMPROMISE

The innovative ZX225USRLC-6 benefits from unique Hitachi technology, specially developed for Zaxis-6 medium excavators. It delivers a high level of performance, particularly in confined spaces due to its short-tail swing. The spacious cab ensures that no compromises have been made on operator comfort.

Over several decades, Hitachi has built a strong reputation based on high-quality engineering, reliability and durability, and the ZX225USRLC-6 shares these qualities. Available with a variety of options, it is suitable for a wide range of industry solutions, thanks to its incredibly versatile features.



6. NEW STANDARDS IN RELIABILITY



8. DURABILITY TO DEPEND ON



10. EXCEPTIONAL VERSATILITY



HITACHI



12. OUTSTANDING QUALITY



14. STRENGTH IN TECHNOLOGY

DEMAND PERFECTION

During the design phase of the Hitachi ZX225USRLC-6, engineers at the world's biggest excavator factory addressed the specific needs of the European construction industry. This short-tail swing model has been developed to perfection using market-leading technology to deliver exceptional productivity, particularly in confined spaces, at the lowest possible cost of ownership.



Optimum performance

Remote monitoring with Global e-Service online application.



High quality

Only the best design elements and materials.



Incredible versatility

Tilt and rotary tilt modes complete the attachment support system.



Lifetime reliability

Reliable components help to prevent oil leaks.



Ultimate durability

Redesigned lower roller reduces risk of damage.





Increased utility

Short swing radius (2m) is ideal for tight spaces.



Low emissions

SCR system reduces NOx from exhaust gas.



Low fuel consumption

8% fuel saving in ECO mode (6% in PWR mode).



Easy maintenance

Conveniently located components for quick inspection.



Excellent efficiency

TRIAS II system reduces total hydraulic loss.



Engine protection

High performance and large-capacity fuel circuit.



“ *Hitachi machines are reliable and easy to maintain* ”

Dan O'Brien, Director, Skyland Drainage Contractors

NEW STANDARDS IN RELIABILITY

Hitachi Zaxis-6 medium excavators raise the bar for reliability, because they are designed to work seamlessly and without complications on a wide range of demanding job sites. With high levels of availability and performance, exceptional efficiency, and a variety of easy maintenance features, the ZX225USRLC-6 contributes to a profitable return on investment.

Easy maintenance

Several components including filters, water separator and the urea tank are conveniently located to provide quick and easy access for daily checks and replacement when required.

Durable hydraulic connection

A rubber hose fitted with a flange has been incorporated into the design of the hydraulic return pipes. These enhance the reliability of the system and reduce the risk of oil leaks.

User-friendly fuel filter

The main fuel filter screws into place on the ZX225USRLC-6. This makes it easier to replace and ensures that dust is prevented

from entering the fuel circuit during routine maintenance procedures.

More efficient cooling

The expansion tank is mounted on top of the engine's cooling system. This revised position means that the air can be completely removed and prevents the engine parts from overheating.

Long-lasting components

The cooling system of the ZX225USRLC-6 incorporates aluminium components, including radiator, air condenser and fuel cooler. This improves resistance against corrosion and enhances the machine's durability.



Conveniently located inspection points.



The main fuel filter is easier to replace.



The expansion tank prevents engine parts from overheating.



Redesigned lower roller prevents mud entering and causing damage.



Improved performance derived from the fuel circuit.



i To ensure durability, Hitachi excavators are rigorously tested in job site conditions and extreme climates at Urahoro Test Site on Hokkaido, the northernmost Japanese island.



DURABILITY TO DEPEND ON

The Zaxis-6 medium excavator range has been built using decades of manufacturing experience. Each model is designed and engineered to operate in the most challenging environments, and lives up to the Hitachi reputation for producing highly reliable and durable machines.



Durable design

The lower roller of the ZX225USRLC-6 has been redesigned to prevent mud from entering and causing damage to the oil seal. This enhances the long-term durability of the machine.

stronger materials and the revised shape of the piston is designed to achieve cleaner emissions. These features will further enhance the reliability of the engine.



Enhanced fuel circuit

A high performance water separator and cold fuel resistance valve are integrated into the pre-filter for added protection against moisture. In addition, a large capacity electric fuel pump supplies an appropriate amount of fuel to the engine for an improved performance.

Oil leak prevention

The O-rings on the control valve and swing motor are made from fluorine. This highly durable material withstands high oil temperatures and reinforces the parts' reliability to prevent oil leaks.

Engine protection

The combustion chamber is made from

Strong undercarriage

A large and strong X-frame reinforces the undercarriage of the ZX225USRLC-6. This helps to reduce the likelihood of damage and enhances the machine's reliability.

Reinforced for safer working environment.





“ *It can do everything
on this site* ”

Jocke Bjorkman, operator, Steffes Schakt

EXCEPTIONAL VERSATILITY

The ZX225USRLC-6 is one of the most versatile Hitachi medium excavators, thanks to its short-tail swing and a variety of optional extras. It is suitable for urban job sites, including road construction and demolition, as well as forestry, and particularly if space is limited. Smooth, fast and precise, it delivers high levels of productivity and fuel efficiency.

Greater flexibility

The rotary tilt and tilt modes are included within the attachment support system on the ZX225USRLC-6. These and nine other modes can be registered on the monitor for the easy fitment of attachments to increase versatility.

Power boost

The tried-and-tested power-boost feature has 10% more capacity than the Zaxis-3 model. This increases the capacity of the ZX225USRLC-6 to deliver an enhanced level of performance and lifting power.

Compact and powerful

The short-tail swing of the ZX225USRLC-6 enables it to fit into confined spaces, which makes it suitable for a wider variety of job

sites than the standard 21-tonne model. Its compact dimensions are combined with a powerful lifting force and good stability.

Better visibility

There are fewer bars on the optional front guard and those remaining are reduced in size – yet retain their rigidity. This helps to minimise any blind spots and improves the operator's visibility.

Machine performance

The ZX225USRLC-6 is equipped with two extraspoils in the control valve. This increases versatility by making it easier to install attachments that require multiple, large volumes of oil and on two-piece boom models.



Two tilt modes add to the versatility of the ZX225USRLC-6.



Power boost has 10% more capacity.



Minimal blind spots improve visibility.



Superior weather resistance maintains the cab's internal appearance.



Urea is injected into the exhaust gas to reduce emissions.

i There are up to 100 points on the Hitachi Design Centre's checklist to measure the quality of its construction machinery, covering performance, reliability and safety.



OUTSTANDING QUALITY

Owners of Zaxis-6 medium excavators are reminded of the quality of their machine whenever they climb in the cab and turn the key. Materials of the highest quality have been used throughout the ZX225USRLC-6, and its performance, reliability and safety are testament to the relentless pursuit of quality at Hitachi's Tsuchiura Works factory.

Superior cooling performance

The upper structure benefits from high-quality sealant (around the cooling package) and acoustic materials to eliminate any deterioration caused by heat. These ensure the long-term cooling and low-noise acoustic performance of the ZX225USRLC-6.

oxide from emissions. This cutting-edge technology not only helps the environment, but also complies with EU Stage IV emission regulations.

Excellent weather resistance

The cab console has been sculpted in highly durable AES-grade resin. This ensures superior weather resistance and ultimately prevents the sun's ultraviolet rays from damaging the console.

Ultimate in comfort

A fully adjustable seat, spacious cab, ergonomic controls and advanced music system all contribute to the ultimate working environment.

Reduced emissions

Hitachi has developed a selective catalytic reduction (SCR) system that injects urea into exhaust gas to reduce nitrogen

Safety at work

The ZX225USRLC-6 has been fitted with a high-spec rollover protective structure-compliant (ROPS) and centre pillar reinforced structure (CRES V) cab. The pressurised cab is designed to protect the operator from the penetration of dust and potential job site risks.



Ergonomic controls contribute to the ultimate workspace.





“ *Hitachi is the only manufacturer to possess a high level of expertise in tuning the [TRIAS] hydraulic system* ”

Burkhard Janssen, General Manager Product Management & Engineering, Hitachi Construction Machinery (Europe) NV

STRENGTH IN TECHNOLOGY

Unique Hitachi technology is incorporated within the Zaxis-6 medium excavator range to meet the ever-changing needs of customers in the construction industry. The ZX225USRLC-6 has been designed with several features that help to maximise its efficiency, enhance the operator's experience and improve its overall performance.

Saving fuel and costs

Hydraulic loss is decreased by TRIAS II technology. It reduces the hydraulic oil returned to the tank due to the cooperative control of the pump and valve. This helps to lower fuel consumption by 8% in ECO mode with the same productivity.

User-friendly functionality

A large seven-inch multi-function LCD monitor provides a wide range of useful technical information. With multi-lingual support in up to 32 languages, it enables operators to check the machine's status and settings at a glance.

Remote monitoring

Global e-Service allows owners to monitor their fleets remotely via Owner's Site (24/7 online access) and ConSite (an automatic monthly report). These help to maximise efficiency, minimise downtime and improve overall performance.

Fewer emissions

The after-treatment device consists of a diesel oxidation catalyst (DOC), urea mixing pipe, SCR system and silencer. This advanced technology helps to reduce emissions and noise levels.

Advanced audio system

The AM/FM radio is accessible from the monitor and an auxiliary socket – for devices such as MP3 players – is linked to the sound system. This choice of entertainment helps to provide an enjoyable – and productive – working environment.



8% lower fuel consumption in ECO mode with TRIAS II.



The LCD monitor shows the machine's status and settings.



The SCR system reduces emissions and noise levels.



“ *The total cost of ownership is of maximum benefit to our company* ”

Peter Kögel, Member of the Management Board,
Kögel Bau GmbH & Co. KG

REDUCING THE TOTAL COST OF OWNERSHIP



Hitachi has created the Support Chain after-sales programme to ensure optimum efficiency, as well as minimal downtime, reduced running costs and high resale values.

Global e-Service

Hitachi has developed two remote monitoring systems as part of its Global e-Service online application. Owner's Site and ConSite are an integral part of the excavator, which sends operational data daily via GPRS or satellite to www.globaleservice.com. This allows immediate access to the Owner's Site, and the vital information that is required for support on job sites.

Comparing the ratio of operating and non-operating hours helps to enhance efficiency. Effective management of maintenance programmes helps to

maximise availability. Running costs can also be managed by analysing the fuel consumption. The location and movements of each machine are clearly displayed for essential planning.

An automatic service report – ConSite – sends a monthly email summarising the information from Global e-Service for each machine. This includes: daily working hours and fuel consumption data; statistics on the operating mode ratio, plus a comparison for fuel consumption/efficiency, and CO₂ emissions.

Technical support

Each Hitachi service technician receives full technical training from HCME in Amsterdam. These sessions provide access to the same technical knowledge available within the Hitachi quality assurance departments and design centres. Technicians combine this global expertise with the local language and culture of the customer to provide the highest level of after-sales support.

Extended warranty and service contracts

Every new Hitachi Zaxis-6 model is covered by a full manufacturer's warranty. For



Global e-Service



Technical support



Hitachi Parts

extra protection – due to severe working conditions or to minimise equipment repair costs – Hitachi dealers offer a unique extended warranty called HELP (Hitachi Extended Life Program) and comprehensive service contracts. These can help to optimise the performance of each machine, reduce downtime and ensure higher resale values.

Parts

Hitachi offers a wide range and a high availability of parts dispatched from the

53,000 m² HCME European Parts Depot in The Netherlands.

- Hitachi Genuine Parts: allow machines to work for longer, with lower running and maintenance costs.
- Hitachi Select Parts and 2Genuine Parts: especially for older machines, they cost less, are of proven quality and come with the manufacturer's warranty.

- Performance Parts: to cope with highly demanding conditions, they have been engineered for greater durability, better performance or longer life.
- Remanufactured components: offering an economically viable solution, they are the best option when preventative replacements are required.

Whatever the choice, the renowned quality of Hitachi construction machinery is assured.



EH dump trucks



EX ultra-large excavators



ZW wheel loaders



“ We develop construction machinery that contributes to the creation of affluent and comfortable societies ”

Yuichi Tsujimoto, HCM President

BUILDING A BETTER FUTURE

Established in 1910, Hitachi, Ltd. was built upon a founding philosophy of making a positive contribution to society through technology. This is still the inspiration behind the Hitachi group's reliable solutions that answer today's challenges and help to create a better world.

Hitachi, Ltd. is now one of the world's largest corporations, with a vast range of innovative products and services. These have been created to challenge convention, improve social infrastructure and contribute to a sustainable society.

Hitachi Construction Machinery Co., Ltd. (HCM) was founded in 1970 as a subsidiary of Hitachi, Ltd. and has become one of the world's largest construction equipment suppliers. A pioneer in producing hydraulic excavators, HCM also manufactures wheel loaders, rigid dump trucks, crawler cranes and special application machines at state-of-the-art facilities across the globe.

Incorporating advanced technology, Hitachi construction machinery has a reputation for the highest quality standards. Suitable for a wide range of industries, it is always

hard at work around the world – helping to create infrastructure for a safe and comfortable way of living, developing natural resources and supporting disaster relief efforts.

Hitachi Zaxis excavators are renowned for being reliable, durable and versatile – capable of delivering the highest levels of productivity under the most challenging of conditions. They are designed to provide owners with a reduced total cost of ownership, and operators with the ultimate level of comfort and safety.



Mini excavators

SPECIFICATIONS

ENGINE

Model	Isuzu AR-4HK1X
Type	4-cycle water-cooled, common rail direct injection
Aspiration	Variable geometry turbocharged, intercooled, cooled EGR
Aftertreatment	DOC and SCR system
No. of cylinders	4
Rated power	
ISO 14396	128.4 kW at 2 000 min ⁻¹
ISO 9249, net	122 kW at 2 000 min ⁻¹
SAE J1349, net	122 kW at 2 000 min ⁻¹
Maximum torque	670 Nm at 1 600 min ⁻¹
Piston displacement	5.193 L
Bore and stroke	115 mm x 125 mm
Batteries	2 x 12 V / 126 Ah

HYDRAULIC SYSTEM

Hydraulic Pumps

Main pumps	3 variable displacement axial piston pumps
Maximum oil flow	2 x 212 L/min 1 x 189 L/min
Pilot pump	1 gear pump
Maximum oil flow	33.6 L/min

Hydraulic Motors

Travel	2 variable displacement axial piston motors
Swing	1 axial piston motor

Relief Valve Settings

Implement circuit	34.3 MPa
Swing circuit	32.4 MPa
Travel circuit	35.5 MPa
Pilot circuit	3.9 MPa
Power boost	38.0 MPa

Hydraulic Cylinders

	Quantity	Bore	Rod diameter
Boom	2	120 mm	85 mm
Arm	1	135 mm	95 mm
Bucket	1	115 mm	80 mm

UPPERSTRUCTURE

Revolving Frame

D-section frame for resistance to deformation.

Swing Device

Axial piston motor with planetary reduction gear is bathed in oil. Swing circle is single-row. Swing parking brake is spring-set/hydraulic-released disc type.

Swing speed	11.8 min ⁻¹
Swing torque	68 kNm

Operator's Cab

Independent spacious cab, 1 005 mm wide by 1 675 mm high, conforming to ISO* Standards.

* International Organization for Standardization

UNDERCARRIAGE

Tracks

Tractor-type undercarriage. Welded track frame using selected materials. Side frame welded to track frame. Lubricated track rollers, idlers, and sprockets with floating seals.

Track shoes with triple grousers made of induction-hardened rolled alloy. Heat-treated connecting pins with dirt seals. Hydraulic (grease) track adjusters with shock-absorbing recoil springs.

Numbers of Rollers and Shoes on Each Side

Upper rollers	2
Lower rollers	8
Track shoes	49
Track guards	3

Travel Device

Each track driven by 2-speed axial piston motor. Parking brake is spring-set/hydraulic-released disc type. Automatic transmission system: High-Low.

Travel speeds	High : 0 to 5.5 km/h Low : 0 to 3.5 km/h
---------------------	---

Maximum traction force	203 kN
------------------------------	--------

Gradeability	70% (35 degree) continuous
--------------------	----------------------------

SOUND LEVEL

Sound level in cab according to ISO 6396 LpA 71 dB(A)

External sound level according to ISO 6395 and

EU Directive 2000/14/EC LwA 101 dB(A)

SERVICE REFILL CAPACITIES

Fuel tank	380.0 L
Engine coolant	28.0 L
Engine oil	23.0 L
Swing device	6.2 L
Travel device (each side)	6.8 L
Hydraulic system	240.0 L
Hydraulic oil tank	130.0 L
DEF/AdBlue® tank	16.0 L

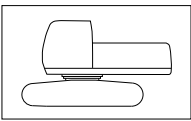
WEIGHTS AND GROUND PRESSURE

Operating Weight and Ground Pressure

			ZAXIS 225USRLC	
Shoe type	Shoe width	Arm length	kg	kPa
Triple grouser	600 mm	2.03 m	24 300	50
		2.42 m	24 400	51
		2.91 m	24 500	51
	700 mm	2.03 m	24 700	44
		2.42 m	24 700	44
		2.91 m	24 800	44
	800 mm	2.03 m	24 800	38
		2.42 m	24 800	39
		2.91 m	24 900	39
	900 mm	2.03 m	25 300	35
		2.42 m	25 300	35
		2.91 m	25 400	35

Including 0.80 m³ (ISO heaped) bucket weight (660 kg) and counterweight (6 300 kg).

Basic Machine Weight and Overall Width



Excluding front end attachment, fuel, hydraulic oil and coolant etc. Including counterweight.

ZAXIS 225USRLC

Shoe width	Weight	Overall width
600 mm	20 000 kg	2 990 mm
700 mm	20 300 kg	3 090 mm
800 mm	20 400 kg	3 190 mm
900 mm	20 900 kg	3 290 mm

Components Weight

	Weight
Counterweight	6 300 kg
Monoblock boom (with arm cylinder and boom cylinder)	2 210 kg
Arm 2.03 m (with bucket cylinder)	890 kg
Arm 2.42 m (with bucket cylinder)	960 kg
Arm 2.91 m (with bucket cylinder)	1 030 kg
Bucket 0.80 m ³	660 kg

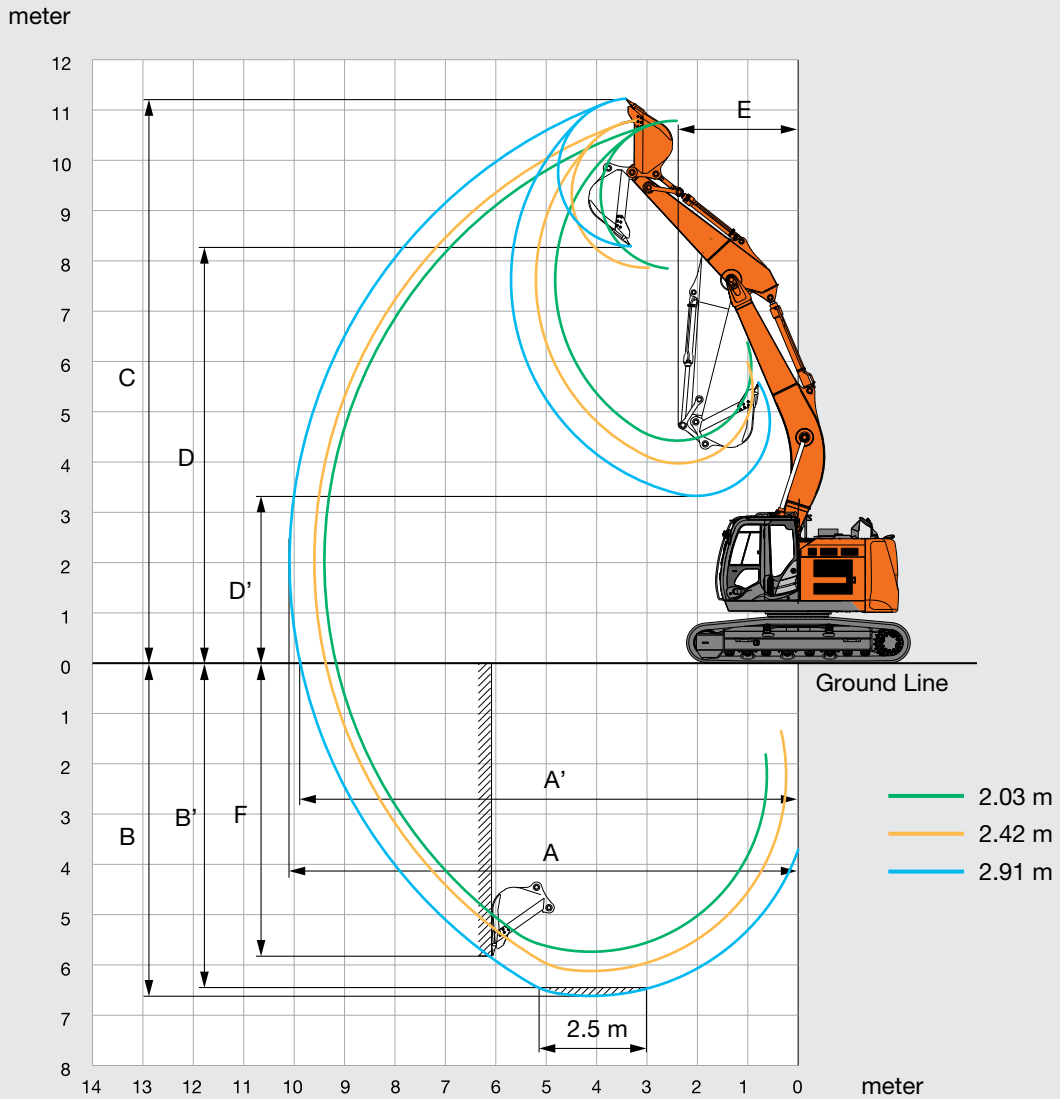
BUCKET AND ARM DIGGING FORCE

Arm length	ZAXIS 225USRLC		
	2.03 m	2.42 m	2.91 m
Bucket digging force* ISO	158 kN		
Bucket digging force* SAE : PCSA	141 kN		
Arm crowd force* ISO	152 kN	140 kN	114 kN
Arm crowd force* SAE : PCSA	144 kN	133 kN	110 kN

* At power boost

SPECIFICATIONS

WORKING RANGES: MONOBLOCK BOOM



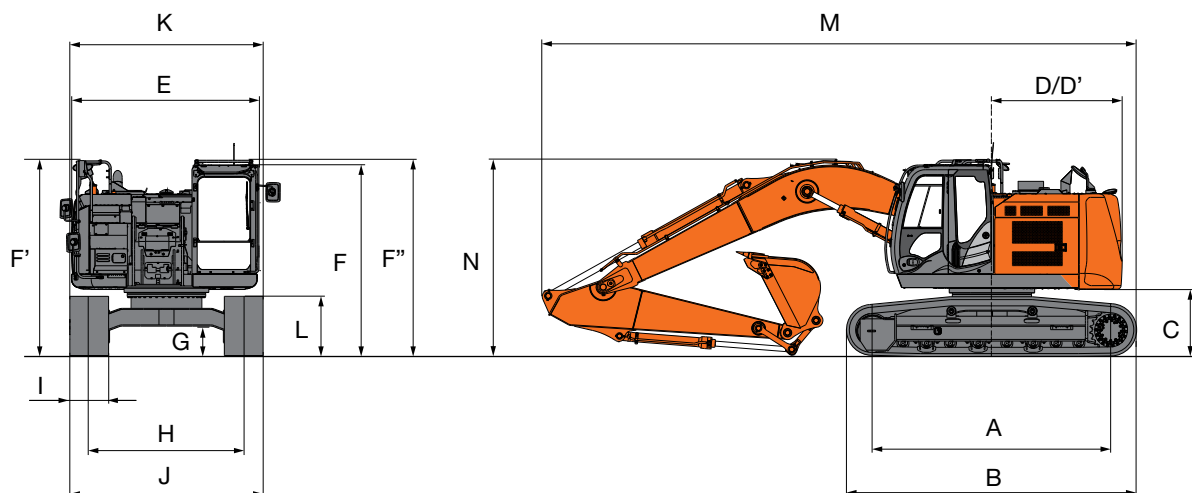
Unit: mm

Arm length	ZAXIS 225USRLC		
	2.03 m	2.42 m	2.91 m
A Max. digging reach	9 420	9 620	10 110
A' Max. digging reach (on ground)	9 190	9 390	9 990
B Max. digging depth	5 740	6 120	6 620
B' Max. digging depth for 2.5 m level	5 500	5 870	6 410
C Max. cutting height	10 780	10 790	11 230
D Max. dumping height	7 850	7 870	8 290
D' Min. dumping height	3 580	3 980	3 330
E Min. swing radius	2 750	2 720	2 380
F Max. vertical wall digging depth	5 120	5 190	5 810

Excluding track shoe lug

SPECIFICATIONS

DIMENSIONS



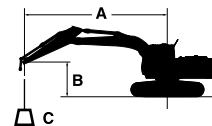
Unit: mm

	ZAXIS 225USRLC
A Distance between tumblers	3 660
B Undercarriage length	4 460
* C Counterweight clearance	990
D Rear-end swing radius	2 000
D' Rear-end length	2 000
E Overall width of upperstructure	2 910
F Overall height of cab	2 950
F' Overall height of handrail	3 030
F'' Overall height of handrail (on cab)	3 030
* G Min. ground clearance	450
H Track gauge	2 390
I Track shoe width	G 600
J Undercarriage width	2 990
K Overall width	2 990
* L Track height with triple grouser shoes	920
MONOBLOCK BOOM	
M Overall length	
With arm 2.03 m	9 250
With arm 2.42 m	9 270
With arm 2.91 m	9 110
N Overall height of boom	
With arm 2.03 m	3 260
With arm 2.42 m	3 230
With arm 2.91 m	2 980

* Excluding track shoe lug G: Triple grouser shoe

LIFTING CAPACITIES

- Notes: 1. Ratings are based on ISO 10567.
 2. Lifting capacity does not exceed 75% of tipping load with the machine on firm, level ground or 87% full hydraulic capacity.
 3. The load point is the center-line of the bucket pivot mounting pin on the arm.
 4. *Indicates load limited by hydraulic capacity.
 5. 0 m = Ground.



- A: Load radius
 B: Load point height
 C: Lifting capacity

For lifting capacities, subtract bucket and quick hitch weight from lifting capacities.

ZAXIS 225USRLC MONOBLOCK BOOM

Rating over-front Rating over-side or 360 degrees Unit : kg

Conditions	Load point height m	Load radius										At max. reach		
		1.5 m		3.0 m		4.5 m		6.0 m		7.5 m				meter
Boom 5.68 m Arm 2.03 m Counterweight 6 300 kg Shoe 600 mm	7.5					*6 570	*6 570					*6 640	5 820	5.61
	6.0			*7 940	*7 940	*7 010	*7 010	*6 320	5 240			*6 280	4 240	6.82
	4.5					*8 550	7 770	*6 850	5 070	5 730	3 600	5 690	3 580	7.53
	3.0							*7 630	4 840	5 650	3 630	5 240	3 270	7.89
	1.5							7 690	4 650	5 560	3 450	5 130	3 190	7.93
	0 (Ground)					*11 340	6 780	7 570	4 550	5 510	3 400	5 350	3 310	7.67
	-1.5			*7 990	*7 990	*10 430	6 820	7 580	4 560			6 010	3 700	7.08
-3.0			*10 940	*10 940	*8 590	6 970	*6 010	4 710			*5 890	4 670	6.05	
Boom 5.68 m Arm 2.42 m Counterweight 6 300 kg Shoe 600 mm	7.5					*5 950	*5 950					*6 010	5 450	5.89
	6.0					*6 450	*6 450	*5 910	5 280			*5 810	4 050	7.05
	4.5					*7 960	7 860	*6 500	5 100	5 750	3 620	5 460	3 430	7.74
	3.0					*9 940	7 270	*7 330	4 850	5 640	3 620	5 030	3 140	8.09
	1.5					*11 240	6 850	7 670	4 630	5 530	3 410	4 920	3 050	8.13
	0 (Ground)					*11 400	6 700	7 530	4 500	5 460	3 350	5 100	3 140	7.88
	-1.5			*9 920	*9 920	*10 710	6 710	7 500	4 480			5 670	3 480	7.31
-3.0			*12 150	*12 150	*9 150	6 840	*6 710	4 580			*6 180	4 300	6.31	
-4.5					*5 690	*5 690					*5 480	*5 480	4.61	
Boom 5.68 m Arm 2.91 m Counterweight 6 300 kg Shoe 600 mm	7.5					*5 190	*5 190	*5 320	*5 320			*4 260	*4 260	6.57
	6.0					*5 730	*5 730	*5 410	5 350	*4 510	3 710	*4 010	3 600	7.62
	4.5			*9 980	*9 980	*7 210	*7 210	*6 060	5 160	*5 480	3 650	*3 980	3 110	8.26
	3.0					*9 260	7 420	*6 970	4 900	5 660	3 530	*4 110	2 870	8.58
	1.5					*10 870	6 930	7 700	4 660	5 530	3 410	*4 410	2 790	8.63
	0 (Ground)			*4 510	*4 510	*11 410	6 700	7 530	4 500	5 440	3 320	4 640	2 860	8.39
	-1.5	*5 900	*5 900	*8 960	*8 960	*11 030	6 660	7 460	4 440	5 410	3 300	5 090	3 120	7.86
-3.0	*10 320	*10 320	*13 610	13 130	*9 800	6 750	*7 260	4 490			*5 840	3 720	6.94	
-4.5			*9 800	*9 800	*7 200	6 980					*5 540	5 330	5.46	

EQUIPMENT

● : Standard equipment

○ : Optional equipment

ENGINE

Aftertreatment device	●
Air cleaner double filters	●
Alternator 50 A	●
Auto idle system	●
Auto shut-down control	●
Cartridge-type engine oil filter	●
Cartridge-type fuel main filter	●
Cold fuel resistance valve	●
DEF/AdBlue® tank inlet strainer and extension filter	●
DEF/AdBlue® tank with ISO magnet adapter	●
Dry-type air filter with evacuator valve (with air filter restriction indicator)	●
Dust-proof indoor net	●
ECO/PWR mode control	●
Electrical fuel feed pump	●
Engine oil drain coupler	●
Expansion tank	●
Fan guard	●
Fuel cooler	●
Fuel pre-filter with water separator	●
Isolation-mounted engine	●
Maintenance free pre-cleaner	○
Radiator, oil cooler and intercooler	●

HYDRAULIC SYSTEM

Auto power lift	●
Control valve with main relief valve	●
Full-flow filter	●
High mesh full flow filter with restriction indicator	○
Hose rupture valve for arm	●
Hose rupture valve for boom	●
Pilot filter	●
Power boost	●
Suction filter	●
Swing dampener valve	●
Two extra port for control valve	●
Variable reliefvalve for breaker & crusher	●
Work mode selector	●

CAB

All-weather sound suppressed steel cab	●
AM-FM radio	●
Ashtray	●
Auto control air conditioner	●
AUX function lever (Breaker assist)	○
AUX terminal and storage	●
Cigarette lighter 24 V	●
CRES V (Center pillar reinforced structure) cab	●
Drink holder with hot & cool function	●
Electric double horn	●
Engine shut-off switch	●
Equipped with reinforced, tinted (green color) glass windows	●
Evacuation hammer	●
Floor mat	●
Footrest	●
Front window washer	●
Glove compartment	●
Hot & cool box	●
Intermittent windshield wipers	●
Key cylinder light	●
Laminated round glass window	○
OPG front guard Level II (ISO10262) compliant cab	○
OPG top guard Level I (ISO10262) compliant cab	●
OPG top guard Level II (ISO10262) compliant cab	○
Pilot control shut-off lever	●
Power outlet 12 V	○
Rain guard	○
Retractable seat belt	●
ROPS (ISO12117-2) compliant cab	●
Rubber radio antenna	●
Seat : air suspension seat with heater	●
Seat adjustment part : backrest, armrest, height and angle, slide forward / back	●
Short wrist control levers	●
Sun visor (front window/side window)	○
Transparent roof with slide curtain	●
Windows on front, upper, lower and left side can be opened	●
2 speakers	●
4 fluid-filled elastic mounts	●

MONITOR SYSTEM

Alarms: overheating, engine warning, engine oil pressure, alternator, minimum fuel level, hydraulic filter restriction, air filter restriction, work mode, overload, SCR system trouble, etc	●
Alarm buzzers: overheating, engine oil pressure, overload, SCR system trouble	●
Display of meters: water temperature, hour, fuel rate, clock, DEF/AdBlue® rate	●
Other displays: work mode, auto-idle, glow, rearview monitor, operating conditions, etc	●
32 languages selection	●

LIGHTS

Additional boom light with cover	○
Additional cab roof front lights	○
Additional cab roof rear lights	○
Rotating lamp	○
2 working lights	●

UPPER STRUCTURE

Batteries 2 x 126 Ah	●
Battery disconnect switch	●
Body top handrail	●
Counterweight 6 300 kg	●
Electric fuel refilling pump with auto stop and filter	●
Fuel level float	●
Hydraulic oil level gauge	●
Lockable fuel refilling cap	●
Lockable machine covers	●
Platform handrail	●
Rear view camera	●
Rear view mirror (right & left side)	●
Side view camera	○
Swing parking brake	●
Undercover	●

UNDERCARRIAGE

Bolt-on sprocket	●
Reinforced track links with pin seals	●
Shoe: 600 mm triple grouser	●
Track undercover	○
Travel direction mark on track frame	●
Travel motor covers	●
Travel parking brake	●
Upper and lower rollers	●
3 track guards (each side) and hydraulic track adjuster	●
4 tie down brackets	●
Lockable tool box	●

FRONT ATTACHMENTS

Casted bucket link A	●
Centralized lubrication system	●
Dirt seal on all bucket pins	●
Flanged pin	●
HN bushing	●
Reinforced resin thrust plate	●
WC (tungsten-carbide) thermal spraying	●
Welded bucket link A	○
Welded bucket link A with welded hook	○

ATTACHMENTS

Accessories for 2 speed selector	○
Additional pump (30 L/min)	○
Assist piping	○
Attachment basic piping	●
Breaker and crusher piping	●
Parts for breaker and crusher	●
Pilot accumulator	○

MISCELLANEOUS

Global e-Service	●
Onboard information controller	●
Standard tool kit	●

Prior to operating this machine, including satellite communication system, in a country other than a country of its intended use, it may be necessary to make modifications to it so that it complies with the local regulatory standards (including safety standards) and legal requirements of that particular country. Please do not export or operate this machine outside the country of its intended use until such compliance has been confirmed. Please contact your Hitachi dealer in case of questions about compliance.

These specifications are subject to change without notice. Illustrations and photos show the standard models, and may or may not include optional equipment, accessories, and all standard equipment with some differences in color and features. Before use, read and understand the Operator's Manual for proper operation.

